

# Advice for Finger Fractures

## Hand Therapy

When you have a hand or finger injury, the object of treatment is to keep the fracture well-aligned while it heals using a plaster cast or strapping and to rehabilitate the injured hand back to normal function.

### Treatment

If your hand has been treated in a plaster cast, your hand and fingers may be very stiff when the cast is removed.

If you are being treated with strapping, the strapping secures the injured finger to an uninjured finger so that it heals in a good position.

To apply strapping, follow these steps:

- Place a piece of gauze between the two fingers to be strapped.
- Apply strips of tape between the knuckles so that the joints can still bend (if you are allergic to Elastoplast ask your nurse, therapist or pharmacist for alternatives)
- Apply strapping tape firmly, but not so tight that it cuts off your circulation
- Do not let your fingers twist or overlap each other.
- Alternatively, you may have been provided with a finger sleeve.





## **Skin Care**

Change the strapping every day. After removing the strapping, wash your fingers carefully, keeping them together. Dry your hands thoroughly and reapply the strapping as shown above. Do not get the strapping wet.

If you have had a cast removed, your skin may feel dry and scaly. Your hand can now be soaked and washed, and hand cream may be applied.

## **Swelling**

To decrease or prevent swelling, keep your hand elevated above your heart.


You may also find an ice pack useful for the relief of pain and swelling. You should make the ice pack with a damp towel and crushed ice. Icing is recommended for 5-10 minutes at a time and repeat every two hours; continue as desired. Take care if you are using an ice pack over areas of decreased sensation, as it is possible to cause skin damage.

## **Exercises**

It is important that you start bending and straightening your fingers with your strapping on straight away and aim to make a fist as soon as possible.

It's normal to feel some discomfort when you are stretching tight tissues. You may find exercising in warm water will help ease the discomfort initially.

If the discomfort lasts for longer periods, try exercising more gently and with fewer repetitions. If the pain still persists, stop the exercises and seek advice from your doctor, nurse or therapist.



Aim to complete the following a minimum 4 x day, with a 10 second pause for each move, for at least 5 repetitions. You can do them more frequently if able, for example you may like to set an alarm on your phone for every 1-2 hours.

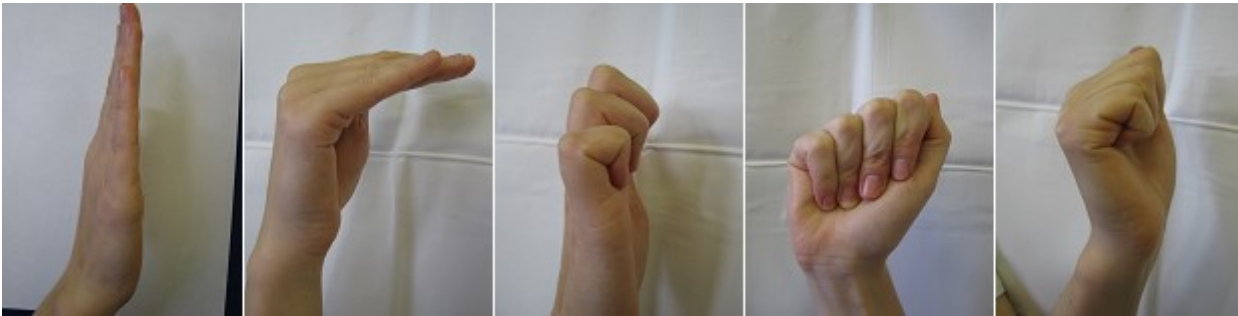
1)

2)

3)

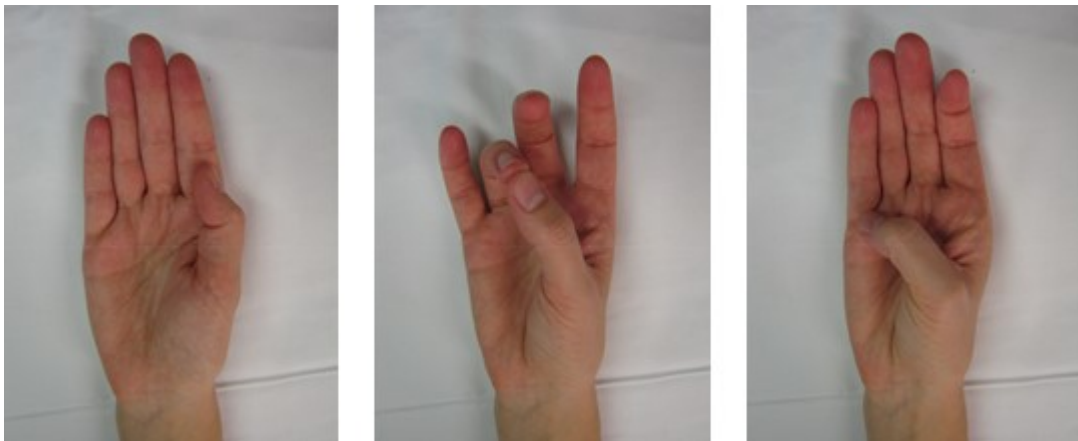
4)

5)



- 1) Straighten the fingers
- 2) From straight, bend your knuckles into the position above
- 3) From straight, curl your fingers into a hook
- 4) From straight, make a flat fist as above
- 5) From straight, make a full fist

### Thumb Opposition



Start by touching the thumb to the base of the index finger; slide the thumb up to the tip of the index then across each fingertip to the little finger. Then run your thumb down the little finger and onto the palm as far as you can. Make sure the tip of the thumb is bending.

## Further Information

We endeavour to provide an excellent service at all times, but should you have any concerns please, in the first instance, raise these with the Matron, Senior Nurse or Manager on duty. If they cannot resolve your concern, please contact our Patient Experience Team on 01932 723553 or email [asp-tr.patient.advice@nhs.net](mailto:asp-tr.patient.advice@nhs.net). If you remain concerned, the team can also advise upon how to make a formal complaint.

**Author:** Al-Achraf Khoriaty, Clinical Fellow and Sarah Joyce, Specialist Occupational Therapist

**Department:** Trauma & Orthopaedics and Hand Therapy Department

**Version:** 1

**Published:** January 2023

**Review:** January 2025

**We can provide interpreters for a variety of languages, information in larger print or other formats (e.g. audio) - please call us on 01932 723553.**



You can use Text Relay to turn telephone communications into text. Use the Relay UK app on your phone, tablet or PC. You can also use Relay UK via Minicom or Uniphone.

اگر نیاز به ترجمہ دارید، لطفاً با شماره 01932 723553 تماس بگیرید۔  
 ਜੇ ਤੁਹਾਨੂੰ ਭਰਜਾਮੇ ਦੀ ਲੋੜ ਹੈ ਤਾਂ ਕਿਰਪਾ ਕਰਕੇ ਇਸ ਨੰਬਰ ਤੇ ਫੋਨ ਕਰੋ: 01932 723553  
 اگر آپ اس کا اردو زبان میں ترجمہ چاہتے ہیں، تو براؤزر میں اس فون نمبر 01932 723553 پر رابطہ کریں  
 Se precisa de uma tradução por favor contacte: 01932 723553

आपना अनुवाद दरकार हले एथाने योगायोग करून : 01932 723553  
 यदि आपको अनुवाद की जरूरत है तो कृपया इस नंबर पर फोन करें: 01932 723553  
 Jeżeli chcemy, aby te informacje w innym języku, proszę zadzwonić 01932 723553

**Ashford Hospital** London Road, Ashford, Middlesex, TW15 3AA Tel: **01784 884488**  
**St. Peter's Hospital** Guildford Road, Chertsey, Surrey, KT16 0PZ Tel: **01932 872000**

**Website:** [www.ashfordstpeters.nhs.uk](http://www.ashfordstpeters.nhs.uk)