

Hand Therapy Following Dupuytren's Surgery

Hand Therapy

7 Days Post Op 1st Treatment



Wear splint at night.
Use hand for light activity only.
No driving.
Dressing clean and dry.

- Remove bulky dressing.
- Check Wound
- Replace with light dressing.
- Keep hand dry and clean.
- Use hand for light activity only.
- No hard gripping.
- Exercises 4 x day.
- A splint is fabricated for night use; this is recommended for up to 3-6 months post-surgery (to care for the splint, clean with a wipe or cold water & do not leave in sunlight /by heating or use hot water).



Wounds

If you are worried about your wound / it becomes more painful and starts weeping. You can call hand therapy Monday to Friday 8-4 pm Tel No: **01784 884043**. If it is out of these hrs or a bank holiday, please go to your nearest walk-in centre or GP surgery to have your wound checked. Please still attend your next hand therapy appointment as we can give you further advice and speak with your surgeon if we need to.

EXERCISES TO BE COMPLETE 4 X DAY

These are important to improve function and help with the swelling of the affected fingers. You will get the best outcome after your surgery if you are able to complete your exercises 4 times a day every day.

Driving

Do not drive until your sutures have been removed and have good movement and power. You need to be confident about controlling your vehicle. Always check your insurance policy and with your doctor.

Work and sport

When you'll be able to return to work depends on the nature of your job and the type of operation you've had. If you do heavy manual work, you may not be able to return to work for six weeks after having a skin graft, or until the graft is healed. If you work in an office, you may be able to return to light duties a few days after having a Fasciectomy. The same advice applies to sport.

Week 2

Please bring your splint with you to be checked.

- Wound check
- Removal of sutures.
- We will check your movement.
- Advise on further exercises.
- Advise on further wound care as required or initiate scar management if appropriate.

Week 3

Please bring your splint with you to be checked.

- Check wound and hand function.
- Further advice on scar management or wound will be provided.
- Progress home exercises as required.
- Check splint.
- Further appointments to be made as required.

Scar massage

You can start scar massage as soon as the wound is healed. Scar massage helps to soften the scar tissue which can sometimes adhere and limit movement. It is important to complete scar massage 3 times a day with an emollient cream such as E45 or any non-perfumed cream. You can also purchase a mini hand massager; this is not necessary but can often be of benefit to assist with the scar massage. Your therapist will advise on what technique is most suitable for you.

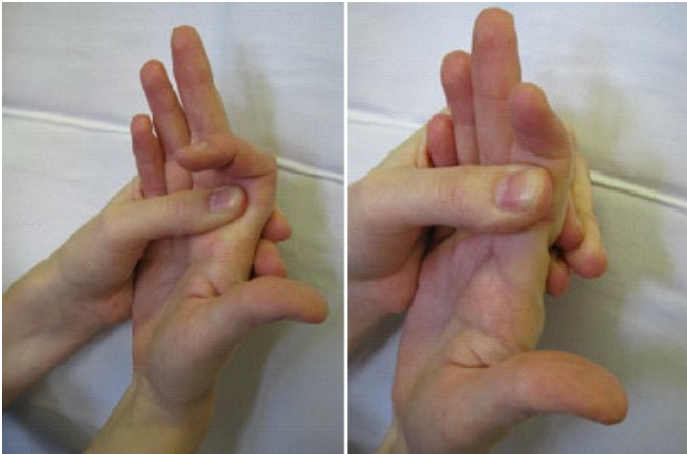
Recurrence

There is no cure. Surgery can usually make bent fingers straighter, though not always fully straight; it cannot eradicate the disease. Over the longer term, Dupuytren's disease may reappear in operated digits or in previously uninvolved areas of the hand. But most patients who require surgery need only one operation during their lifetime.

BSSH, 19/01/24, Dupuytren's disease, https://www.bssh.ac.uk/patients/conditions/25/dupuytren's_disease

Home Exercises

In the following order, complete these exercises for a minimum of 4x/day. They will cause no harm and are perfectly safe to complete even if you still have sutures. Hold each one for 10 seconds and perform 5-10 repetitions.



Isolated Joint Flexion

Supporting below the crease of the middle joint so that the knuckle does not bend, flex against this block to bend the middle joint.

Do the same for the end joint.


Active Tendon Glides

Starting from straight, and returning to straight between each movement, complete the following moves:

- Duck's beak
- Hook
- Half Fist
- Full Fist



Duck's Beak



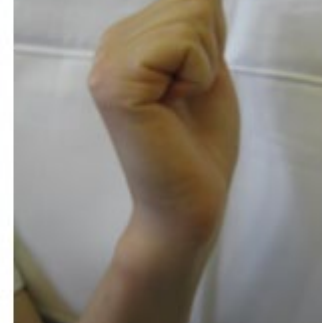
Hook



Half Fist



Full Fist





Finger Abduction / Adduction

With your hand on a worksurface, spread your fingers out into a hand span, pause, then bring them back together tight.

Further Information

We endeavour to provide an excellent service at all times, but should you have any concerns please, in the first instance, raise these with the Matron, Senior Nurse or Manager on duty. If they cannot resolve your concern, please contact our Patient Experience Team on 01932 723553 or email asp-tr.patient.advice@nhs.net. If you remain concerned, the team can also advise upon how to make a formal complaint.

Author: Kim Dunbar, Associate OT Practitioner

Department: Hand Therapy Department

Version: 1

Published: January 2024

Review: January 2025

We can provide interpreters for a variety of languages, information in larger print or other formats (e.g. audio) - please call us on 01932 723553.



You can use Text Relay to turn telephone communications into text. Use the Relay UK app on your phone, tablet or PC. You can also use Relay UK via Minicom or Uniphone.

اگر نیاز به ترجمہ دارید، لطفاً با شماره 01932 723553 تماس بگیرید.

আপনার অনুবাদের দরকার হলে এখানে যোগাযোগ করুন : 01932 723553

ਜੇ ਤੁਹਾਨੂੰ ਭਰਜਾਮੇ ਦੀ ਲੋੜ ਹੈ ਤਾਂ ਕਿਰਪਾ ਕਰਕੇ ਇਸ ਨੰਬਰ ਤੇ ਫੋਨ ਕਰੋ: 01932 723553

यदि आपको अनुवाद की ज़रूरत है तो कृपया इस नंबर पर फोन करें: 01932 723553

اگر آپ اس کا اردو زبان میں ترجمہ چاہتے ہیں، تو براہ کرم اس فون نمبر 01932 723553 پر رابطہ کریں

Jeżeli chcemy, aby te informacje w innym języku, proszę zadzwonić 01932 723553

Se precisa de uma tradução por favor contacte: 01932 723553

Ashford Hospital London Road, Ashford, Middlesex, TW15 3AA Tel: 01784 884488

St. Peter's Hospital Guildford Road, Chertsey, Surrey, KT16 0PZ Tel: 01932 872000

Website: www.ashfordstpeters.nhs.uk